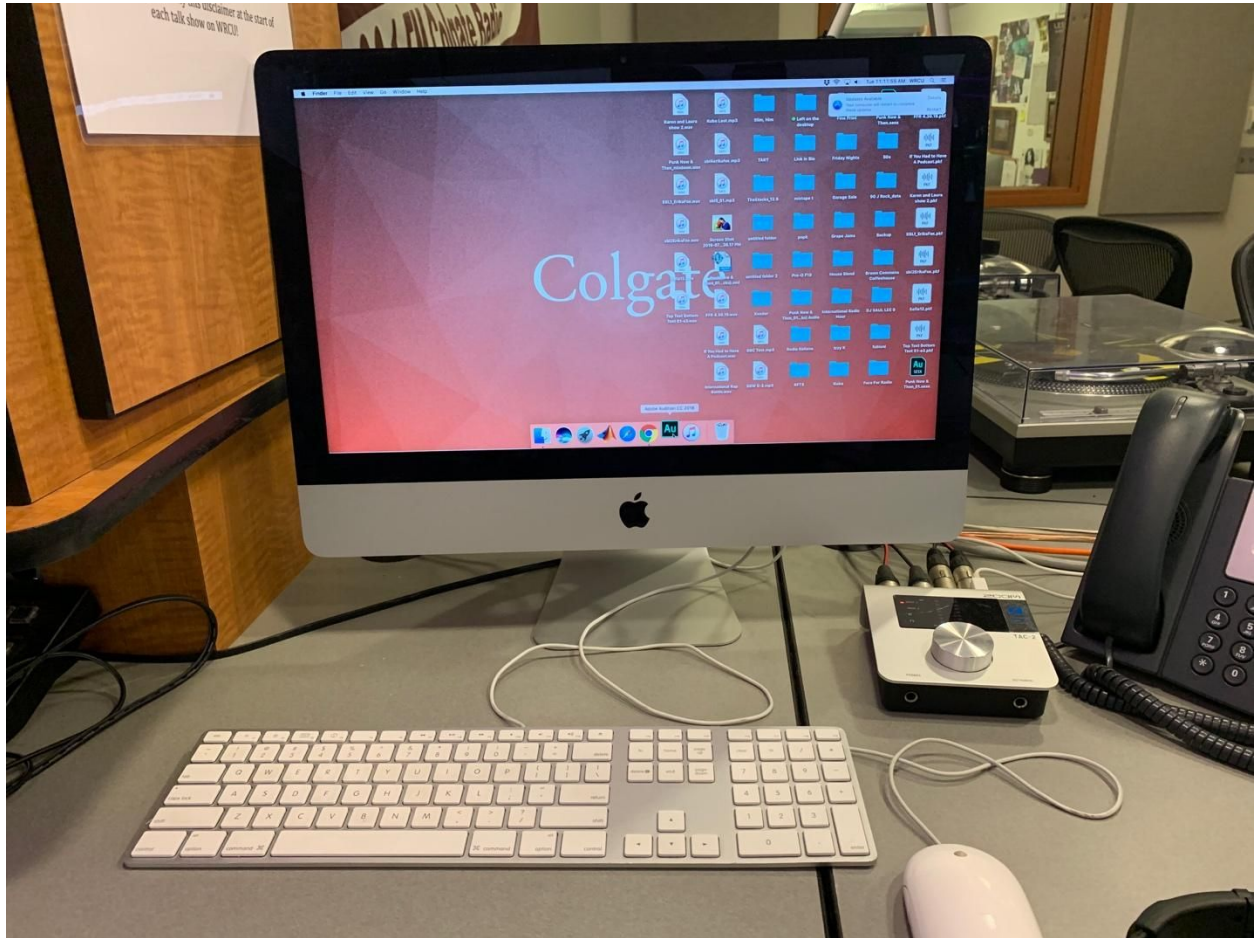


Hosting a Show from the Broadcasting Booth

When you are in the Broadcasting Booth, there are two roles you can play:

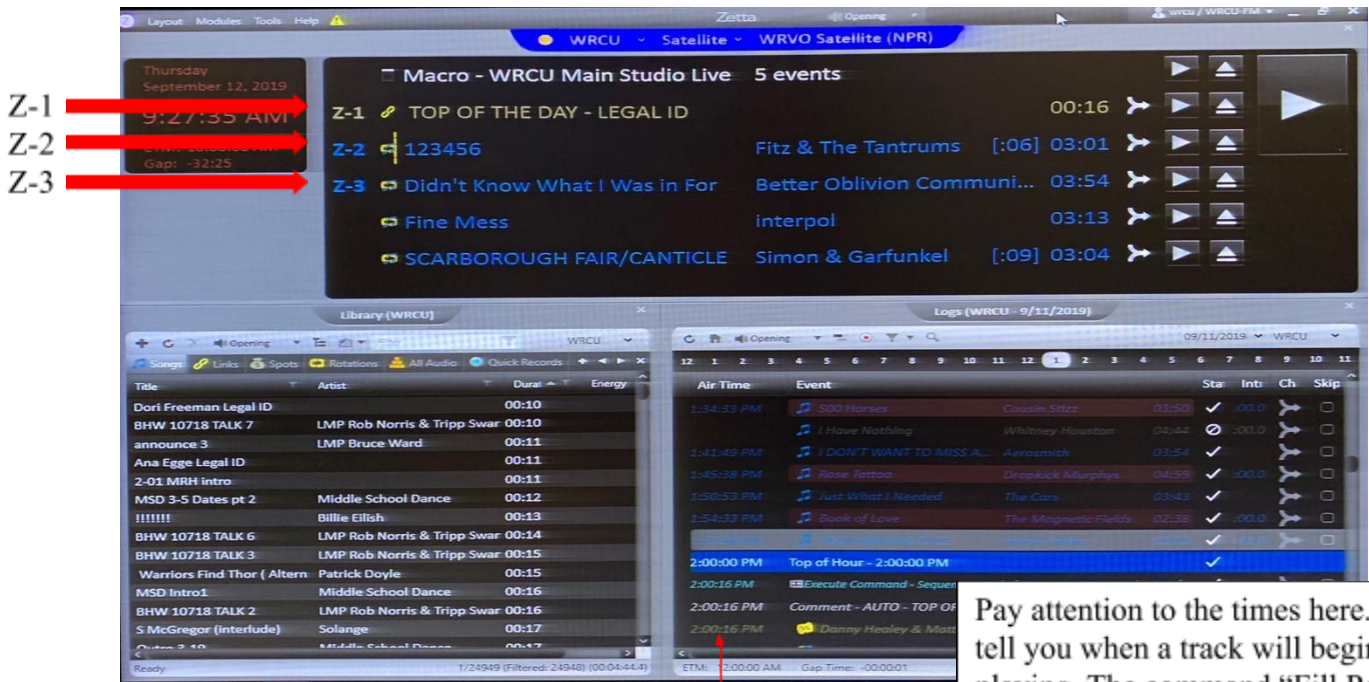
1. Host – controls the operation board and Zetta from the main microphone.
2. Co-host/Guest – can view Zetta to announce upcoming songs and turn on and off their microphone.

The Host has almost all of the responsibility in the booth, so this handout will tell you what buttons to press when!




1. First off, if you would like to record your show to send to your parents or listen back to your voice later: Use this Mac and follow the “How to Record Your Show” handout.
2. When you are at the main microphone, you should be paying close attention to Zetta and the operation board. You can turn on and off all the microphones in the booth from this position, and you are responsible for pressing the “On” button for the Z-1, Z-2, or Z-3 pot based on which song/audio file you intend to play next. Pay close attention to which song has been sorted into each Zetta slot.

Hosting a Show from the Broadcasting Booth



Pay attention to the times here. They tell you when a track will begin playing. The command "Fill Position" should give you an idea of how much time you have left in your hour. These times will also tell you if you have gone over your hour.



Microphones Z-1 Z-2 Z-3 Volume controls Studio on the left; headphones on the right